

















Table of Contents

Identification of size, shape and color.....	1
Candy Number Patterns.....	31
Clocks.....	41
Store.....	65

Identification: Worksheet 1

Circle the object on the right that is the same color as the object on the left.


Identification: Worksheet 24

Circle the number on the right that is the same as the number on the left.

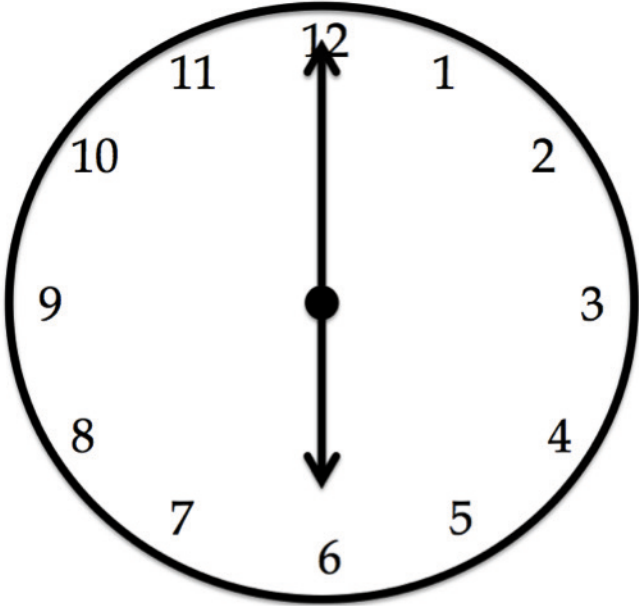
6	4 1 6
0	9 5 0
2	2 7 6
8	1 8 3

Clocks: Worksheet 7

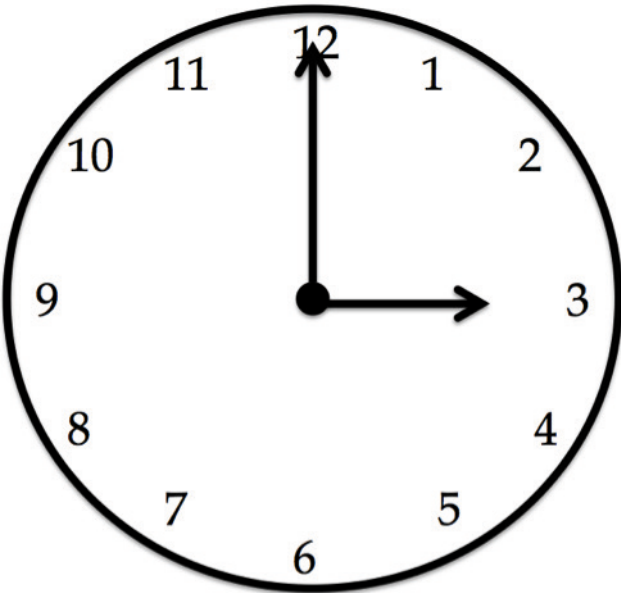
Write the times.



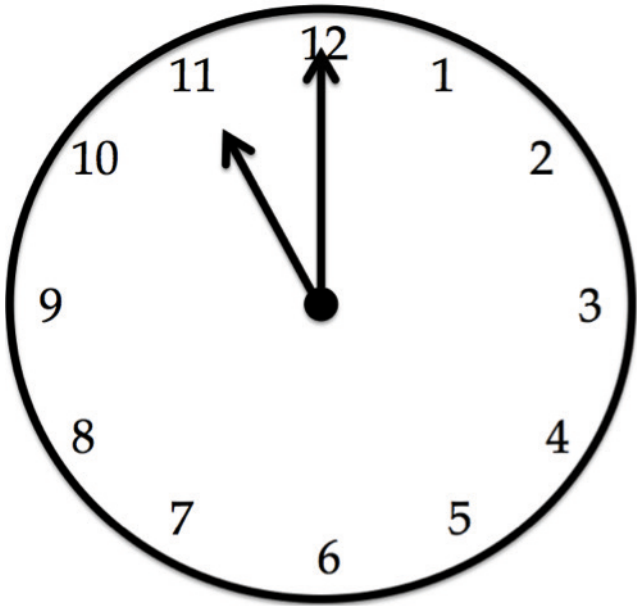
_____ : _____



_____ : _____



_____ : _____



_____ : _____